

# STRATEGIC SUSTAINABLE GLOBAL BOND FUND

AS AT 31 JULY 2022

## INVESTMENT OBJECTIVE

The fund aims to maximise returns (including income and capital appreciation) comparable to the Bloomberg Global Aggregate Bond Index (hedged to AUD) by investing in a broadly diversified portfolio of eligible domestic and global fixed interest securities with controls on the portfolio maturity, security maturity, credit quality and diversification. The fund seeks to achieve its objective whilst taking into account certain environmental, social and governance (ESG) considerations.

## INVESTMENT PHILOSOPHY

The fund adopts a quantitative philosophy that seeks to manage risk by maintaining a portfolio of broadly diversified exposures, and integrates environmental, social and governance (ESG) considerations into the management of the fund.

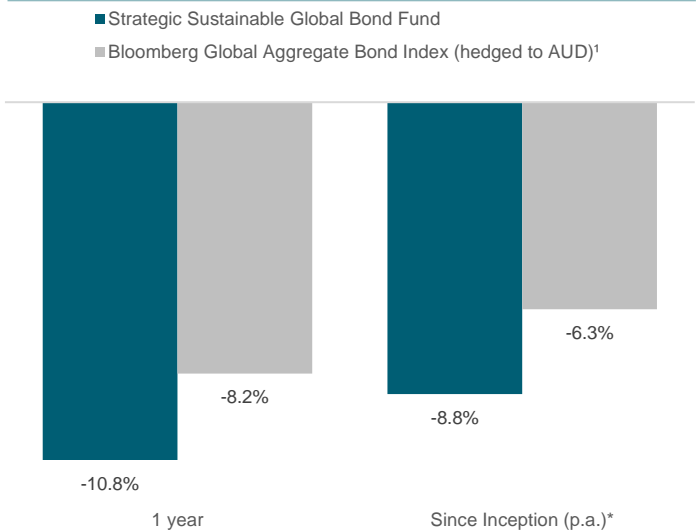
## OVERVIEW

Benchmark	Bloomberg Global Aggregate Bond Index (hedged to AUD) <sup>1</sup>
Date of Launch	21-Jun-2021
Underlying Investment Manager	Dimensional Fund Advisors
APIR Code	NAB3990AU

## CHARACTERISTICS<sup>2</sup>

	Strategic Sustainable Global Bond Fund
No. of securities	441
Average Maturity (Yrs)	11.72
Duration (Yrs)	7.83
Yield to Maturity (%)	3.62
Net Asset Value (\$)	0.9007
Fund Size (\$ million)	314.77

## PERFORMANCE



\*Inception date of fund 21-Jun-21

Performance figures are calculated net of fees and expenses, and assume income is reinvested on the last day of the distribution period. Returns for periods less than 1 year are actual returns. Past performance is not a reliable indicator of future performance, nor a promise of future returns. Performance can be volatile and may vary over time.

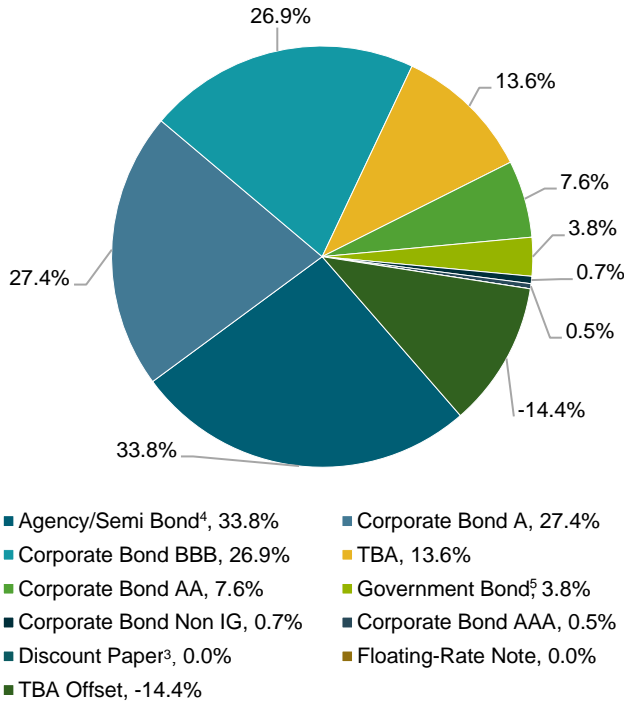
## PERIODIC RETURNS

	1 Month	3 Month	6 Month	1 Year	2 Year (p.a.)	3 Year (p.a.)	5 Year (p.a.)	10 Year (p.a.)	Since Inception (p.a.)*
Growth Return	4.5%	1.9%	-6.6%	-11.0%	-	-	-	-	-9.0%
Income Return	0.0%	0.0%	0.0%	0.2%	-	-	-	-	0.1%
<b>Total Return</b>	<b>4.5%</b>	<b>1.9%</b>	<b>-6.6%</b>	<b>-10.8%</b>	-	-	-	-	<b>-8.8%</b>
<b>Bloomberg Global Aggregate Bond Index (hedged to AUD)<sup>1</sup></b>	<b>2.5%</b>	<b>0.6%</b>	<b>-5.6%</b>	<b>-8.2%</b>	-	-	-	-	<b>-6.3%</b>

# STRATEGIC SUSTAINABLE GLOBAL BOND FUND

AS AT 31 JULY 2022

## SECURITY BREAKDOWN<sup>8</sup>



## FEES AND COSTS

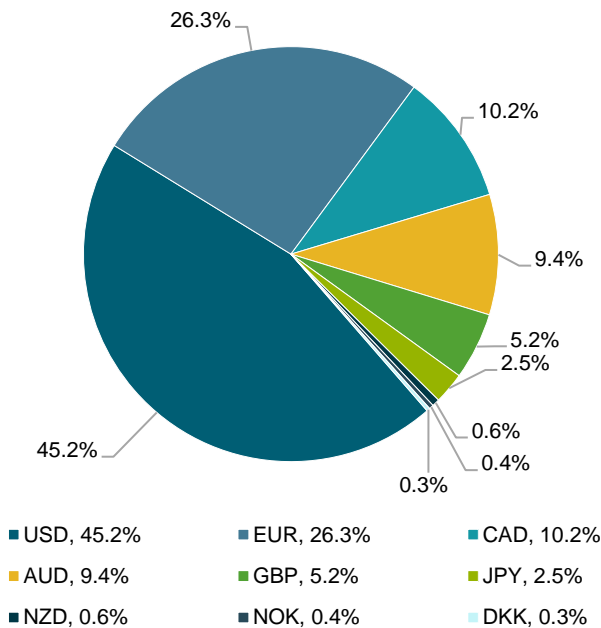
Buy/Sell spread	0.10% / 0.10%
Management Cost	0.33%

## TOP 10 COUNTRIES OF ISSUE<sup>6</sup> % TOTAL NET ASSETS

United States	40.8%
Canada	20.7%
France	6.2%
Supranational <sup>7</sup>	6.1%
Australia	5.7%
Germany	3.8%
Netherlands	3.8%
Japan	3.1%
United Kingdom	2.3%
Sweden	1.5%
<b>TOTAL</b>	<b>94.1%</b>

## CURRENCY BREAKDOWN<sup>8</sup>

## % TOTAL NET ASSETS<sup>5</sup>



## Calculation Methodologies

1. Data provided by Bloomberg Finance L.P.
2. Aggregate characteristics are exclusive of cash.
3. Includes short term debt instruments such as Certificates of Deposit and Commercial Paper.
4. State and provincial governments, government agencies and supranationals.
5. Australian and foreign government.
6. All securities are fully hedged to AUD.
7. Supranational: Beyond the borders or scope of any one nation.
8. Please note the total may not sum to 100% due to the effects of rounding.

Allocations include the held value weight of long bond exposures as well as the short exposure represented by the TBA offset.

## SEEK ADVICE

To see if this fund is suitable to your circumstances please contact your adviser who can provide you with personal advice as the appropriateness of this and other Strategic Funds to your personal situation.

## Important Information

IOOF Investment Services Ltd (IISL) ABN 80 007 350 405 AFSL No 230703 is the Responsible Entity for the Fund. IISL is a company within the Insignia Financial Group which consists of Insignia Financial Ltd ABN 49 100 103 722 and its related bodies corporate. Information contained herein is based in part on data provided by the Investment Manager. The Investment Manager, DFA Australia Limited ("Dimensional Fund Advisors") ABN 46 065 937 671 AFS License No.238093 is an independent third party that is not affiliated with the Insignia Financial Group. The Investment Manager has provided the data in good faith, based upon sources, materials and systems believed to be the reliable, on an 'as is' and 'as available' basis. This material may be considered to be general financial product advice and does not take into account your individual objectives, financial circumstances or needs. For more information, you should consider the applicable Product Disclosure Statement (PDS) and Target Market Determination (TMD) in deciding whether to acquire or to continue to hold the investment and consider talking to a licenced or appropriately authorised financial adviser before making an investment decision. PDSs and TMDs for available products are available from [www.ioof.com.au/forms](http://www.ioof.com.au/forms). No guarantee of accuracy or reliability is given and to the extent permitted by law, no liability is accepted for any loss or damage incurred as a result of reliance on the information. Past performance should not be taken as an indication of future performance.